


ABSTRACT OF VOTES
Cast at a General Election held for PRESIDENT AND VICE-PRESIDENT,
on Tuesday, November 5, 1996, in the County of Rutherford, State of North Carolina,
at the places appointed by law for holding elections in said County.

PRESIDENT AND VICE-PRESIDENT OF THE UNITED STATES

PRECINCT	PERCENTAGE VOTED	CAND:	PRESIDENT AND VICE-PRESIDENT OF THE UNITED STATES							
			CLINTON/ GORE	DOLE/ KEMP	BROWNE/ JORGENSEN	HAGELIN/ TOMPKINS	PEROT/ CAMPBELL	RALPH NADER		
3-BOSTIC	55		128	182	0	0	0	33	0	
4-CAMP CREEK	45		147	177	0	0	40	1		
5-CAROLEEN	58		348	279	3	1	61	0		
6-CHERRY ROCK #1	62		193	267	0	1	37	1		
7-CHERRY ROCK #2	56		135	155	1	2	27	1		
8-CLIFFSIDE	58		219	236	1	0	42	0		
9-DANIELTOWN	66		257	474	0	0	86	0		
10-DUNGAN CREEK	67		49	127	0	0	13	0		
11-ELLENBORO	56		700	920	0	0	173	0		
13-FOR CITY #1	54		781	817	0	2	103	0		
14-FOR CITY #2	59		534	531	0	0	99	0		
16-GILKEY	65		179	239	2	1	44	0		
17-GOLDEN VALLE	68		55	183	0	0	20	0		
18-GREEN HILL	63		216	382	3	0	68	0		
19-HAYNES	62		258	406	0	0	71	0		
22-MORGAN	67		93	200	0	0	28	0		
23-MT. VERNON	66		183	304	0	0	51	0		
27-REDION #1	62		624	915	4	1	106	0		
28-REDION #2	58		272	331	1	0	51	0		
29-SANDY HUSH	57		376	455	3	0	132	0		
30-SPINDALE	57		734	677	1	0	106	0		
32-SULPHUR SPRGS	61		113	375	0	0	47	0		
33-SUNSHINE	66		115	390	1	0	43	0		
34-UNION	66		152	317	0	0	45	0		
35-ABSENTEE	100		193	263	0	0	17	0		
36-TRANSFERS	100		42	101	1	0	27	0		
37-PROVISIONAL	100		66	89	0	0	15	0		
SUBTOTAL:	60		7162	9792	21	8	1585	3		

STATE OF NORTH CAROLINA, RUTHERFORD COUNTY.

The County Board of Elections for said county, having opened, canvassed, and judicially determined the original returns of the general election in the several precincts in this county, held as above stated, we do hereby certify that the above is a true abstract thereof and contains the number of legal ballots cast in each precinct for each office named, the name of each person voted for, his party affiliation, and the number of votes given for each person for the office named.



 David H. Brown
 Clerk
 County Board of Elections

This 12th day of November, 1996.

ABSTRACT OF VOTES
Cast at a General Election held for GOVERNOR - LT. GOVERNOR,
on Tuesday, November 5, 1996, in the County of Rutherford, State of North Carolina,
at the places appointed by law for holding elections in said County.

PRECINCT	PERCENTAGE VOIED	JAMES B. HUNT D		ROBIN RAYES R		SCOTT D. YOST L		JULIA VAN WIT NL		DENNIS A. WICKER D		STEVE ARNOLD R		JOHN DAIKOTITO NL	
		CAND. AFFL.	HUNT D	RAYES R	YOST L	WIT NL	WICKER D	ARNOLD R	DAIKOTITO NL						
3-BOSTIC	55		180	169	3	2	2	174	158	6					
4-CAMP CREEK	65		181	191	2	2	176	192	3						
5-CAROLEEN	58		425	272	8	4	427	254	5						
6-CHERRY ROCK #1	62		227	276	2	2	210	278	13						
7-CHERRY ROCK #2	56		159	162	3	3	159	157	7						
8-CLIFFSIDE	58		296	218	4	4	287	228	2						
9-DANIELTOWN	68		394	417	10	6	364	429	7						
10-DUNCAN CREEK	66		80	108	0	3	79	104	2						
11-ELLENBORO	56		983	828	16	9	922	827	20						
13-FOR CITY #1	54		962	779	9	6	934	733	9						
14-FOR CITY #2	59		661	511	10	6	678	456	11						
16-GILKEY	65		243	244	3	2	232	238	4						
17-GOLDEN VALLE	68		84	177	1	0	82	170	2						
18-GREEN HILL	63		279	388	8	5	244	393	8						
19-HAYRES	62		361	393	3	4	369	370	5						
22-HORGAN	67		140	179	6	2	122	194	7						
23-HI, VERNON	66		262	281	2	6	233	301	6						
27-REDTON #1	62		798	849	10	6	762	826	18						
28-REDTON #2	58		335	328	2	6	324	314	5						
29-SANDY MUSH	57		501	457	6	8	476	457	17						
30-SPLINDALE	57		892	666	9	3	893	615	10						
32-SULPHUR SPRGS	61		196	341	2	7	172	349	11						
33-SUNSHINE	66		182	173	5	3	176	374	4						
34-UNION	66		228	295	3	2	198	309	7						
35-ABSENTEE	100		267	242	0	2	239	263	3						
36-TRANSFERERS	100		74	99	0	1	63	100	6						
37-PROVISIONAL	100		85	84	2	1	73	85	7						
SUMMARY:	60		9475	9325	127	109	9068	9174	205						

STATE OF NORTH CAROLINA, RUTHERFORD COUNTY.
 The County Board of Elections for said county, having opened, canvassed, and judicially determined the original returns of the General election in the several precincts in this county, held as above stated, we do hereby certify that the above is a true abstract thereof and contains the number of legal ballots cast in each precinct for each officer named, the name of each person voted for, his party affiliation, and the number of votes given for each person for the office named.


 Joseph W. Owens
 County Board of Elections.

This 12th day of November, 1996.

ABSTRACT OF VOTES
 Cast at a General Election held for UNITED STATES SENATOR,
 on Tuesday, November 5, 1996, in the County of Rutherford, State of North Carolina,
 at the places appointed by law for holding elections in said County.

***** UNITED STATES SENATOR *****

PREINCT	PERCENTAGE VOTED	CARD- AFFL:	HARVEY		JESSE		RAY		VICTOR	
			CANT	D	HELMS	R	UBINDER	L	PARDO	MI
3-BOSTIC	55		126		218		3		1	
4-CAMP CREEK	65		154		210		7		3	
5-CAROLEEN	58		343		342		11		10	
6-CHIMNY ROCK #1	62		233		268		4		2	
7-CHIMNY ROCK #2	56		147		172		8		2	
8-CLIFFSIDE	58		224		291		9		2	
9-DANIELTOWN	66		270		343		10		2	
10-DUNCAH CREEK	67		57		133		2		2	
11-ELLENBORO	56		693		1089		20		17	
13-FOR CITY #1	54		816		914		15		9	
14-FOR CITY #2	59		535		620		20		6	
16-BILKEY	65		192		285		9		2	
17-GOLDEN VALLE	68		54		205		6		2	
18-GREEN HILL	63		210		452		10		4	
19-HAYNES	62		262		471		11		6	
22-HORGAN	67		93		223		3		8	
23-MT. VERNON	66		188		351		3		5	
27-RFDION #1	62		653		978		12		10	
28-RFDION #2	58		276		378		10		3	
29-SANDY MUSH	57		403		539		14		15	
30-SPIRMALE	57		758		776		23		7	
32-SULPHUR SPES	61		131		397		6		6	
33-SUNSHINE	66		108		446		8		0	
34-LINION	66		174		333		8		7	
35-ARSENITEE	100		189		323		1		1	
36-TRAMMERS	100		51		120		2		2	
37-PROVINCIAL	100		73		91		4		1	

SUMMARY: 60 7425 11166 237 135

STATE OF NORTH CAROLINA, RUTHERFORD COUNTY,
 The County Board of Elections for said county, having opened, canvassed, and judicially determined the original returns of the
 General election in the several precincts in this county, held as above stated, we do hereby certify that the above is a true
 abstract thereof and contains the number of legal ballots cast in each precinct for each office named, the name of each person
 voted for, his party affiliation, and the number of votes given for each person for the office named.

[Signature]

 Clerk R. Owens
 Clerk
 County Board of Elections.

This 12th day of November, 1996.

ABSTRACT OF VOICES
 Cast at a General Election held for MEMBER OF CONGRESS,
 on Tuesday, November 5, 1996, in the County of Rutherford, State of North Carolina,
 at the places appointed by law for holding elections in said County.

***** MEMBER OF CONGRESS *****
 ***** 11th DISTRICT *****

PRECINCT	PERCENTAGE VOI	CAND:		PHIL L	MILLON BURRILL ML
		FERGUSON D	TAYLOR R		
3-BOTTIC	55	104	225	1	2
4-CAMP CREEK	65	74	78	3	0
5-CAROLEEN	58	274	384	4	3
8-CLIFFSIDE	58	192	289	2	4
9-DANIELTON	66	187	475	4	4
10-DUMCAN CREEK	67	30	44	2	1
11-ELLENBORO	56	572	1083	14	10
13-FOR CITY #1	54	614	998	8	10
14-FOR CITY #2	59	426	660	3	5
16-GILKEY	65	157	297	6	1
19-HAYNES	62	214	470	7	4
27-REDTON #1	62	469	1062	9	5
28-REDTON #2	58	216	399	6	2
29-SANDY WASH	57	332	559	11	9
30-SPINDALE	57	605	840	11	7
32-SULPHUR SPGS	61	101	408	4	7
34-UNION	66	112	373	6	2
35-ABSENTEE	100	129	249	0	0
36-TRANSFERS	100	28	101	1	1
37-PROVISIONAL	100	42	81	2	2
SUBMARY:	59	4878	9075	104	81

STATE OF NORTH CAROLINA, RUTHERFORD COUNTY.
 The County Board of Elections for said county, having opened, canvassed, and judicially determined the original returns of the
 General election in the several precincts in this county, held as above stated, we do hereby certify that the above is a true
 abstract thereof and contains the number of legal ballots cast in each precinct for each office named, the name of each person
 voted for, his party affiliation, and the number of votes given for each person for the office named.

James U. Devona

 James U. Devona
 County Board of Elections.

This 12th day of November, 1996.

ABSTRACT OF VOTES
 Cast at a General Election held for MEMBER OF CONGRESS,
 on Tuesday, November 5, 1996, in the County of Rutherford, State of North Carolina,
 at the places appointed by law for holding elections in said County.

*** MEMBER OF CONGRESS ***
 ***** 10TH DISTRICT *****

PRECINCT	PERCENTAGE VOITED	CAND: AFFL:	BEN T. CASS		RICHARD KARRN	
			WELL D	BALENCER R	KARRN RL	KARRN RL
4-CAMP CREEK	65		70	128		2
6-CHERRY ROCK #1	62		179	301		14
7-CHERRY ROCK #2	56		107	202		14
16-GILKEY	65		0	0		0
17-GOLDEN VALLE	68		61	186		4
18-GREEN HILL	63		200	429		10
22-MORGAN	67		97	217		11
23-MT. VERNON	66		179	340		10
27-REDION #1	62		0	0		0
33-SUNSHINE	66		120	412		16
35-ABSENTEE	100		27	80		2
36-TRANSFERERS	100		7	19		0
37-PROVISIONAL	100		10	22		2

SUMMARY: 63 1057 2336 85

STATE OF NORTH CAROLINA, RUTHERFORD COUNTY.
 The County Board of Elections for said county, having opened, canvassed, and judicially determined the original returns of the general election in the several precincts in this county, held as above stated, we do hereby certify that the above is a true abstract thereof and contains the number of legal ballots cast in each precinct for each officer named, the name of each person voted for, his party affiliation, and the number of votes given for each person for the office named.

John W. Dupont
 John W. Dupont
 County Board of Elections

This 12th day of November, 1996.


ABSTRACT OF VOICES
Cast at a General Election held for STATE HOUSE OF REPRESENTATIVES,
on Tuesday, November 5, 1996, in the County of Rutherford, State of North Carolina,
at the places appointed by law for holding elections in said County.

***** STATE HOUSE OF REPRESENTATIVES *****
 ***** (68TH DISTRICT) *****

PRECINCT	PERCENTAGE VOTED	CAND: AFFL:	ANDREW DEEDON D	AJLEEK U. FORD D	DOUG PEARSON D	DEAN ALLEN R	DEBBIE A. CLARY R	JOHN WEATHERLY R	MARK T. SETTLER L
3-BOSSTIC	55		135	114	197	128	178	177	14
4-CAMP CREEK	65		148	144	168	149	187	189	11
5-CAROLEEN	58		375	313	389	233	281	282	17
6-CHERRY RCK #1	62		175	175	166	271	283	273	21
7-CHERRY RCK #2	56		130	121	114	164	182	169	16
8-CLIFFSIDE	58		257	209	262	198	246	233	10
9-DANIELTOWN	66		330	248	383	337	442	464	23
10-BUNCAM CREEK	67		45	57	74	85	117	114	10
11-ELLENBORO	56		807	626	916	693	936	859	64
13-FOR CITY #1	54		788	699	940	586	840	794	40
14-FOR CITY #2	59		532	445	712	341	507	504	29
16-GILKEY	65		194	179	223	197	243	269	14
17-GOLDEN VALLE	68		63	52	68	160	179	179	8
18-GREEN HILL	63		204	174	237	327	405	398	24
19-HAYNES	62		314	241	349	326	394	395	20
22-MORGAN	67		104	94	130	178	199	201	9
23-MT. VERNON	65		208	177	238	260	308	293	13
27-RFDTON #1	62		656	541	766	638	947	890	46
28-RFDTON #2	58		286	252	293	243	346	334	25
29-SANDY MUSH	57		431	336	483	323	471	450	32
30-SPINDALE	57		769	675	826	502	665	653	45
32-SULPHUR SPGS	61		176	126	196	282	319	335	16
33-SUNSHINE	66		165	119	201	258	382	376	15
34-UNION	66		181	139	206	258	312	316	16
35-ABSEHITE	100		199	181	253	202	286	258	16
36-TRANSFERS	100		49	39	65	75	103	101	11
37-PROVISIONAL	100		60	56	72	65	86	85	6

SUMMARY: 60 7801 6532 8917 7550 9844 9571 571

STATE OF NORTH CAROLINA, RUTHERFORD COUNTY.
 The County Board of Elections for said county, having opened, canvassed, and judicially determined the original returns of the General election in the several Precincts in this county, held as above stated, we do hereby certify that the above is a true abstract thereof and contains the number of legal ballots cast in each precinct for each office named, the name of each person voted for, his party affiliation, and the number of votes given for each person for the office named.


 David V. Owens
 County Board of Elections.

This 12th day of November, 1996.


ABSTRACT OF RECOUNTED VOTES cast at a General Election held for State Senate on Tuesday, November 5, 1996, in the County of Rutherford, State of North Carolina, at the places appointed by Law for holding elections in said County.

PRECINCT	WALTER DALTON D	DENNIS DAVIS R
BOSTIC	187	158
CAMP CREEK	208	157
CAROLEEN	427	253
CHIMNY ROCK #1	237	255
CHIMNY ROCK #2	166	152
CLIFFSIDE	298	216
DANIELTOWN	417	391
DUNCAN CK	71	112
ELLENBORO	909	884
FOR CITY #1	1089	619
FOR CITY #2	755	396
GILKEY	277	206
GOLDEN VALLEY	87	165
GREEN HILL	316	339
HAYNES	400	338
MORGAN	169	155
MT. VERNON	297	249
REDTOWN #1	1036	609
REDTOWN #2	378	277
SANDY MUSH	552	390
SPINDALE	1048	492
SULPHUR SPGS	240	292
SUNSHINE	208	338
UNION	280	237
ABSENTEE	281	217
TRANSFERS	85	84
PROVISIONAL	84	77
TOTAL	10502	8057

STATE OF NORTH CAROLINA, RUTHERFORD COUNTY.

The County Board of Elections for said county, having opened, canvassed, and judicially determined the original returns of the General election in the several precincts in this county, held as above stated, we do hereby certify that the above is a true abstract thereof and contains the number of legal ballots cast in each precinct for each office named, the name of each person voted for, his party affiliation, and the number of votes given for each for the office named.

This 19th day of November, 1996


 Fay W. Quinn
 Clerk
 County Board of Elections

ABSTRACT OF NOTES
Cast at a General Election held for CHIEF JUST - ASSOC JUST - CRT OF APPLS - STATE SENATE,
on Tuesday, November 5, 1996, in the County of Rutherford, State of North Carolina,
at the places appointed by law for holding elections in said County.

PRECINCT	PERCENTAGE VOTED	** CHIEF JUSTICE **		ASSOCIATE JUSTICE		***** JUDGE *****		** STATE SENATE **	
		BURLEY B. MITCHELL D	RAYMOND A. WARREN R	SABAH PARKER D	CARL L. TILGHMAN R	LINDA MCCOY D	BETTY J. PEARCE R	WALTER DALTON D	DENNIS DAVIS R
3-BOSSTIC	55	159	166	155	144	143	160	187	158
4-CAMP CREEK	65	162	201	172	175	160	176	209	157
5-CAROLEEN	58	402	259	418	219	374	232	427	252
6-CRIMM RCK #1	62	206	282	207	265	191	266	237	235
7-CRIMM RCK #2	56	143	167	145	157	125	168	166	152
8-CLIFFSIDE	58	265	240	283	198	262	208	297	216
9-DANIELTOWN	66	340	443	334	400	311	422	417	391
10-DUNCAN CREEK	67	68	112	71	92	73	92	71	112
11-ELLENBORO	56	841	847	855	741	763	793	908	894
13-FOR CITY #1	54	882	747	899	641	825	685	1089	621
14-FOR CITY #2	59	599	475	621	411	564	445	754	394
16-GILKEY	65	224	238	235	207	214	277	277	205
17-GOLDEN VALLE	68	76	175	73	162	70	168	87	165
18-GREEN HILL	63	229	390	227	354	200	378	317	337
19-HAYNES	62	332	383	357	330	319	342	401	338
22-MORGAN	67	117	194	127	176	114	184	169	155
23-NT. VERNON	66	224	301	236	268	208	286	297	249
27-REFDTON #1	62	694	854	710	741	624	794	1035	608
28-REFDTON #2	58	296	330	321	271	273	290	378	277
29-SANDY WUSH	57	442	463	481	389	423	420	552	390
30-SPINDALE	57	835	633	830	543	756	581	1045	493
32-SUNSHINE	61	170	343	174	311	151	323	240	292
33-SUNSHINE	66	158	376	172	339	151	348	208	338
34-UNION	66	196	301	192	274	178	277	280	237
35-ARBENITE	100	221	265	237	238	216	246	281	217
36-TRANSFERS	100	56	107	69	86	54	99	85	84
37-PROVISIONAL	100	72	85	72	76	66	78	84	77

SUMMARY: 60 8409 9379 8683 8228 7811 8675 10498 8054

STATE OF NORTH CAROLINA, RUTHERFORD COUNTY,
 The County Board of Elections for said county, having opened, canvassed, and judicially determined the original returns of the
 General election in the several precincts in this county, held as above stated, we do hereby certify that the above is a true
 abstract thereof and contains the number of legal ballots cast in each precinct for each office named, the name of each person
 voted for, his party affiliation, and the number of votes given for each person for the office named.

David W. Owens
 David W. Owens
 County Board of Elections.

This 12th day of November, 1996.

ABSTRACT OF VOTES
Cost at a General Election held for ATTORNEY GENERAL - AUDITOR,
on Tuesday, November 5, 1996, in the County of Rutherford, State of North Carolina,
at the places appointed by law for holding elections in said County.

ATTORNEY GENERAL ***** AUDITOR *****

PRECINCT	PERCENTAGE VOTED	CAND: AFFL:	MIKE EASLEY D	ROBERT H. EDWARDS R	RALPH CAMPBELL D	JACK DALY R	ROBERT J. DORSEY L	THEODORE JAKUBSKI ML
3-BOSTIC	55		178	152	159	151	12	2
4-CAMP CREEK	65		179	192	171	181	8	2
5-CAROLEEN	58		445	230	406	235	17	8
6-CHERRY RCK #1	62		224	271	193	280	9	8
7-CHERRY RCK #2	56		157	166	127	171	7	9
8-CLIFFSIDE	58		289	223	270	222	11	0
9-DANIELTOWN	66		385	409	333	426	14	0
10-DIXIEAN CREEK	67		85	97	67	104	5	3
11-ELLENBORO	56		974	783	830	823	41	10
13-FOR CITY #1	54		970	704	868	706	36	7
14-FOR CITY #2	59		710	421	613	459	21	8
16-GILKEY	65		239	212	216	226	6	4
17-GOLDER VALLE	68		87	164	70	170	6	1
18-GREEN HILL	63		254	380	221	371	14	8
19-HAYNES	62		375	358	348	358	12	1
22-HORGAN	67		134	184	119	186	5	5
23-MT. VERNON	66		240	294	216	299	12	2
27-RFDTON #1	62		819	793	668	834	28	10
28-RFDTON #2	58		338	304	289	309	23	5
29-SANDY WASH	57		524	423	469	416	25	10
30-SPINDALE	57		932	565	821	595	36	8
32-SULPHUR SPECS	61		185	337	156	341	14	5
33-SUNSHINE	66		189	361	156	364	13	5
34-UNION	66		198	306	174	307	15	5
35-ABSENTEES	100		250	245	207	264	4	4
36-TRANSFERS	100		70	92	52	102	4	3
37-PROVISIONAL	100		85	74	72	79	9	1
SUBTOTAL:	60		9536	8741	8291	8979	407	138

STATE OF NORTH CAROLINA, RUTHERFORD COUNTY,
 The County Board of Elections for said county, having opened, canvassed, and judicially determined the original returns of the
 General election in the several precincts in this county, held as above stated, we do hereby certify that the above is a true
 abstract thereof and contains the number of legal ballots cast in each precinct for each office named, the name of each person
 voted for, his party affiliation, and the number of votes given for each person for the office named.


 David R. Owens
 County Board of Elections.

This 12th day of November, 1996.

ABSTRACT OF VOTES
Cast at a General Election held for the COMMISSIONER OF AGRICULTURE - INSURANCE,
on Tuesday, November 5, 1996, in the County of Rutherford, State of North Carolina,
at the places appointed by law for holding elections in said County.

PRECINCT	PERCENTAGE VOIED	CAND: AFFL:	AGRICULTURE		COMMISSIONER OF		INSURANCE		
			JAMES A. GRAHAM D	TOM DAVIDSON R	EUGENE R. PARZELT L	R. GAINES STEER RL	JIM LONG D	MIKE CAUSEY R	SEAN HAUGH L
3-BOSLICK	55	172	154	4	4	167	158	5	4
4-CAMP CREEK	65	192	170	2	3	187	171	3	5
5-CAROLEEN	58	444	217	10	10	432	232	8	12
6-CHERRY RCK #1	62	218	259	5	9	197	267	10	12
7-CHERRY RCK #2	56	140	157	6	10	151	152	4	7
8-CLIFFSIDE	58	312	194	5	4	292	202	7	11
9-DANIELTOWN	66	396	387	3	8	384	394	4	12
10-DUNCAN CREEK	67	85	94	3	4	81	94	1	6
11-ELLENBORO	56	975	747	19	11	927	780	17	29
13-FOR CITY #1	54	951	681	11	6	929	710	11	19
14-FOR CITY #2	59	688	412	8	13	674	416	11	30
16-GILKEY	65	250	214	1	1	236	224	6	6
17-GOLDEN VALLE	68	85	165	2	4	89	159	4	5
18-GREEN HILL	63	264	366	5	7	249	370	13	10
19-HAYMES	62	396	335	5	6	366	355	6	10
22-MORGAN	67	139	177	2	5	125	184	3	8
23-NT. VERNON	66	257	272	2	4	257	284	4	9
27-RFDOTON #1	62	804	730	24	15	793	766	20	19
28-RFDOTON #2	58	330	291	10	7	309	316	8	10
29-SANDY HUSH	57	505	404	7	20	492	422	2	5
30-SPINDALE	57	908	564	11	15	868	599	15	25
32-SULPHUR SPGS	61	207	313	5	3	186	326	2	8
33-SUNSHINE	66	189	349	5	5	167	368	6	7
34-UNION	66	224	275	7	2	197	295	8	6
35-ABSENTEE	100	256	235	1	2	227	247	5	6
36-TRANSFERS	100	64	93	4	2	60	95	1	6
37-PROVISIONAL	100	82	71	6	1	72	82	4	5

SUMMARY: 60 9531 8322 170 181 9092 8668 188 290

STATE OF NORTH CAROLINA, RUTHERFORD COUNTY,
 The County Board of Elections for said county, having opened, canvassed, and judicially determined the original returns of the
 General election in the several precincts in this county, held as above stated, we do hereby certify that the above is a true
 abstract thereof and contains the number of legal ballots cast in each precinct for each office named, the name of each person
 voted for, his party affiliation, and the number of votes given for each person for the office named.

Eric W. Oliver
 Eric W. Oliver
 County Board of Elections

This 12th day of November, 1996.

ABSTRACT OF VOTES
 Cast at a General Election held for COMMISSIONER OF LABOR - SECRETARY OF STATE,
 on Tuesday, November 5, 1996, in the County of Rutherford, State of North Carolina,
 at the places appointed by law for holding elections in said County.

PRECINCT	PERCENTAGE VOTED	CAND: AFFL:	COMMISSIONER OF LABOR		SECRETARY OF STATE				
			HARRY E. PAYNE D	R. TRACY WALKER R	SETH FEHRS L	MARY ANN COOKE NL	ELAINE MARSHALL D	RICHARD PETTY R	LEWIS B. GUYARD L
3-BOSTIC	55	158	160	3	7	128	218	3	2
4-CAMP CREEK	65	173	180	4	6	153	215	2	0
5-CAROLEER	58	400	233	11	22	372	317	6	6
6-CHERRY ROCK #1	62	187	270	5	20	216	273	4	6
7-CHERRY ROCK #2	56	134	154	5	16	148	169	0	4
8-CLIFFSIDE	58	273	214	4	14	231	290	2	2
9-DANIELTOWN	66	360	397	5	17	313	499	2	3
10-DUNCAIN CREEK	67	64	103	2	7	62	121	0	7
11-ELLENBORO	56	840	800	16	56	804	983	0	6
13-FOR CITY #1	54	896	691	8	50	907	811	5	8
14-FOR CITY #2	59	625	442	5	32	631	525	2	12
16-GILKEY	65	218	222	3	14	214	263	5	2
17-GOLDEN VALLE	68	62	175	1	9	57	203	1	0
18-GREEN HILL	63	227	378	9	13	226	423	8	2
19-HAYNES	62	333	368	3	25	280	469	3	0
22-HORCAN	67	116	189	0	11	105	220	0	3
23-MT. VERNON	66	219	289	3	15	203	335	1	4
27-REDTOWN #1	62	684	826	17	34	798	821	14	7
28-REDTOWN #2	58	294	308	6	17	286	376	6	5
29-SANDY HUSH	57	455	437	5	35	428	523	5	6
30-SPRINGDALE	57	824	588	10	51	832	710	9	6
32-SULPHUR SPRGS	61	172	326	2	13	153	379	4	5
33-SUNSHINE	66	163	355	4	14	145	412	2	6
34-UNION	66	169	293	4	11	186	329	4	1
35-ABSENTEE	100	210	250	6	16	237	260	0	4
36-TRANSTERS	100	63	90	1	6	45	123	2	1
37-PROVISIONAL	100	69	79	3	7	70	93	2	1
SUMMARY:	60	8408	8817	144	538	8226	10360	99	105

STATE OF NORTH CAROLINA, RUTHERFORD COUNTY.
 The County Board of Elections for said county, having opened, canvassed, and judicially determined the original returns of the
 General election in the several precincts in this county, held as above stated, we do hereby certify that the above is a true
 abstract thereof and contains the number of legal ballots cast in each precinct for each office named, the name of each person
 voted for, his party affiliation, and the number of votes given for each person for the office named.

Paul W. Owens
 Clerk
 County Board of Elections

This 12th day of November, 1996.

ABSTRACT OF VOTES
Cast at a General Election held for SUPR PUBLIC INSTR - TREASURER,
on Tuesday, November 5, 1996, in the County of Rutherford, State of North Carolina,
at the places appointed by law for holding elections in said County.

PRECINCT	PERCENTAGE VOTED	CAND: AFFL:	SUPERINTENDENT OF PUBLIC INSTRUCTION ***** TREASURER *****									
			NIXE WARD D	VERNON ROBINSON R	CHRIS SPRUIT L	STARR VOR NL	HARLAN E. BOYLES D	ANN O. DUNCAN R	LEWIS B. HUNTER L	PETER LYDA NL		
3-BOSTIC	55		165	157	5	2	163	159	9	3		
4-CAMP CREEK	65		176	182	6	3	183	181	3	2		
5-CAROLEEN	58		425	235	10	7	404	251	16	5		
6-CHERRY ROCK #1	62		195	271	9	8	184	290	7	7		
7-CHERRY ROCK #2	36		137	165	6	6	127	175	3	8		
8-CLIFFSIDE	58		281	223	4	4	280	222	9	3		
9-DARLETON	66		364	402	4	8	385	383	6	3		
10-DUNCAN CREEK	67		74	101	2	1	66	107	1	6		
11-ELLENBORO	56		905	786	14	12	880	821	23	7		
13-FOR CITY #1	54		915	699	11	12	972	689	12	6		
14-FOR CITY #2	59		656	430	7	14	667	436	9	6		
16-GILKEY	65		236	217	5	2	228	227	8	2		
17-GOLDEN VALLE	68		77	170	2	1	72	174	5	0		
18-GREEN HILL	63		231	378	9	5	230	386	13	7		
19-HAYNES	62		365	344	16	1	359	360	7	3		
22-MORGAN	67		124	186	3	4	115	191	2	2		
23-MT. VERNON	66		228	291	3	4	236	285	11	1		
27-REDTON #1	62		724	807	24	12	804	761	19	4		
28-REDTON #2	58		302	311	9	4	346	273	15	15		
29-SANDY HUSH	57		471	431	8	18	483	428	15	13		
30-SPINDALE	57		864	574	14	10	898	561	16	6		
32-SULPHUR SPGS	61		181	324	5	5	189	320	8	2		
33-SUNSHINE	66		177	356	10	4	174	363	9	2		
34-UNION	66		188	299	7	3	207	289	10	1		
35-ABSENTEE	100		225	248	8	3	200	270	3	1		
36-TRANSFERS	100		64	89	1	6	64	86	5	3		
37-PROVINCIAL	100		85	72	2	1	81	76	2	2		
SUMMARY:	60		8835	9746	204	162	8997	8744	251	125		

STATE OF NORTH CAROLINA, RUTHERFORD COUNTY,
 The County Board of Elections for said county, having opened, canvassed, and judicially determined the original returns of the
 General election in the several precincts in this county, held as above stated, we do hereby certify that the above is a true
 abstract thereof and contains the number of legal ballots cast in each precinct for each office named, the name of each person
 voted for, his party affiliation, and the number of votes given for each person for the office named.

David A. Dugan
 David A. Dugan
 County Board of Elections.

This 12th day of November, 1996.

ABSTRACT OF VOTES
 Cast at a General Election held for DISTRICT COURT JUDGE, State of North Carolina,
 on Tuesday, November 5, 1996, in the County of Rutherford, at the places appointed by law for holding elections in said County.

***** DISTRICT COURT JUDGE *****
 *** BURGIN SEAT *** ** CILLEY SEAT ** FRANK SEAT **** POWELL SEAT ****

PRECINCT	PERCENTAGE VOTED	CAND: AFFL:	SUSAN L. FOSMIRE D	DEBORAH BURGIN R	A. GENE WILSON D	ROBERT S. CILLEY R	DAVID K. FOX R	BRADLEY K. GREENWAY D	PARK E. POWELL R
3-BOSJIC	55		145	204	165	170	241	167	169
4-CAMP CREEK	65		178	194	201	162	246	192	176
5-CAROLEEN	58		397	305	437	241	399	452	256
6-CHANNY ROCK #1	62		205	288	208	275	353	219	264
7-CHANNY ROCK #2	56		146	172	153	159	226	145	170
8-CLIFFSIDE	58		257	264	286	216	341	285	221
9-DANIELTOWN	66		348	470	396	398	622	424	379
10-DURKIN CREEK	67		59	128	77	103	139	70	109
11-ELLENBORD	56		793	1024	905	830	1214	878	845
13-FOR CITY #1	54		845	900	1006	688	1063	987	694
14-FOR CITY #2	59		598	569	655	463	726	660	447
16-GILKEY	65		224	265	259	213	339	263	218
17-GOLDER VALLE	68		74	182	84	160	201	72	175
18-GREEN HILL	63		256	434	256	378	475	301	340
19-HAYNES	62		315	434	390	348	539	396	336
22-MORGAN	67		122	205	134	182	250	140	181
23-MT. VERNON	66		253	293	276	276	404	275	260
27-RIEFTON #1	62		764	888	796	779	1163	940	685
28-RIEFTON #2	58		293	367	358	283	433	383	267
29-SANDY WASH	57		457	509	520	617	617	486	447
30-SPINDALE	57		796	757	931	566	919	935	570
32-SULPHUR SPRUS	61		170	366	199	317	413	212	308
33-SUNSHINE	66		180	380	188	361	437	183	361
34-UNITON	66		210	310	216	281	398	233	273
35-ABSENTEE	100		198	297	237	237	342	247	234
36-TRANSFERS	100		61	109	71	92	132	88	80
37-PROVISIONAL	100		89	97	77	81	113	84	73
SUBMARY:	60		8413	10381	9450	8667	12729	9719	8518

STATE OF NORTH CAROLINA, RUTHERFORD COUNTY.
 The County Board of Elections for said county, having opened, canvassed, and judicially determined the original returns of the General election in the several precincts in this county, held as above stated, we do hereby certify that the above is a true abstract thereof and contains the number of legal ballots cast in each precinct for each office named, the name of each person voted for, his party affiliation, and the number of votes given for each person for the office named.

David M. Owens
 David M. Owens
 County Board of Elections.


This 12th day of November, 1996.

ABSTRACT OF VOTES
 Cast at a General Election held for BOARD OF EDUCATION - SOIL/WATER CONSV, on Tuesday, November 5, 1996, in the County of Rutherford, State of North Carolina, at the places appointed by law for holding elections in said County.

***** BOARD OF EDUCATION *****
 ***** (DISTRICT 3) *****
 SOIL/WATER CONSERVATION

PRECINCT	PERCENTAGE VOTED	CAND: AFFL:	MICHAEL E. CAIN	RONNIE HOLLAND	JIMMY R. LOWERY	RONALD HAWKINS
3-BOSTIC	55		55	193	42	234
4-CAMP CREEK	65		67	150	46	235
5-CARLEEN	58		66	348	180	443
6-CRIMM RCK #1	62		135	126	40	257
7-CRIMM RCK #2	56		70	84	34	177
8-CLIFFSIDE	58		82	220	133	366
9-DANIELTOWN	66		148	402	128	600
10-DUNCAN CREEK	67		35	80	25	125
11-ELLENBORO	56		381	958	213	1384
13-FOR CITY #1	54		301	917	180	1084
14-FOR CITY #2	59		196	659	123	822
16-GILKEY	65		110	211	52	326
17-GOLDEN VALLE	68		76	93	25	160
18-GREEN HILL	63		115	272	97	421
19-HAYNES	62		107	366	182	527
22-MORGAN	67		62	120	37	200
23-MT. VERNON	66		78	303	60	395
27-REDTON #1	62		332	863	128	1129
28-REDTON #2	58		135	299	85	452
29-SANDY MUSH	57		99	474	235	617
30-SPINDALE	57		231	799	155	952
32-SULPHUR SPRS	61		94	243	97	353
33-SUNSHINE	66		78	284	88	364
34-UNION	66		89	255	62	337
35-ABSENTEE	100		85	237	51	337
36-TRANSFERS	100		26	86	23	116
37-PROVISIONAL	100		32	65	25	96
SUBTOTAL:	60		3303	9107	2546	12511

STATE OF NORTH CAROLINA, RUTHERFORD COUNTY.
 The County Board of Elections for said county, having opened, canvassed, and judicially determined the original returns of the General election in the several precincts in this county, held as above stated, we do hereby certify that the above is a true abstract thereof and contains the number of legal ballots cast in each precinct for each office named, the name of each person voted for, his party affiliation, and the number of votes given for each person for the office named.


 David R. Owens
 County Board of Elections

This 12th day of November, 1996.

ABSTRACT OF VOTES
 Cast at a General Election held for BOARD OF EDUCATION, State of North Carolina,
 on Tuesday, November 5, 1996, in the County of Rutherford, at the places appointed by law for holding elections in said County.

PRECINCT	PERCENTAGE VOTED	CAND: AFFL:	BOARD OF EDUCATION									
			GAIL PARTON	PELL TANNER	LOVD BRADLEY	JACK GRAYSON	ALAN JOBE	FRED STREET	BILL MCDANIEL	BILL HOLLYFIELD	JIM	
3-BOSTIC	55		173	136	0	0	0	0	0	0	227	0
4-CAMP CREEK	65		225	106	0	0	0	0	0	0	254	0
5-CAROLEEN	58		276	237	0	0	0	0	0	0	416	0
6-CRANY RCK #1	62		230	131	0	0	0	0	0	0	286	0
7-CRANY RCK #2	56		126	78	0	0	0	0	0	0	171	0
8-CLIFFSIDE	58		219	191	0	0	0	0	0	0	335	0
9-DANIELTOWN	66		371	333	0	0	0	0	0	0	578	0
10-DUNCAW CREEK	67		86	58	0	0	0	0	0	0	111	0
11-ELLENBORD	56		781	707	2	0	0	0	0	0	1206	0
13-FOR CITY #1	54		663	806	0	0	0	0	0	0	1112	0
14-FOR CITY #2	59		471	556	0	0	0	0	1	0	794	0
16-GILKEY	65		281	154	0	0	0	0	0	0	337	0
17-GOLDEN VALLE	68		114	68	0	0	0	0	0	0	138	0
18-GREEN HILL	63		331	255	0	0	0	0	0	0	433	0
19-HAYNES	67		343	272	0	0	0	0	0	0	488	0
22-HORCAN	62		201	82	0	0	0	0	0	0	209	2
23-MT. VERNON	66		257	219	0	0	0	0	0	0	413	0
27-RFDTON #1	62		582	953	0	0	0	0	0	0	1149	0
28-RFDTON #2	58		298	298	0	0	0	0	0	0	458	0
29-SANDY HUSH	57		390	369	0	0	0	0	0	0	618	0
30-SPINDALE	57		672	637	0	2	2	0	0	0	991	0
32-SULPHUR SPRG	61		269	164	0	0	0	0	0	0	334	0
33-SUNSHINE	66		269	201	0	0	0	0	0	0	363	0
34-UNION	66		218	240	0	0	0	0	0	0	345	0
35-ABSENTEE	100		227	197	0	0	0	0	0	0	330	0
36-TRANSFERS	100		86	76	0	0	0	0	0	0	117	0
37-PROVISIONAL	100		76	51	0	0	0	0	0	0	100	0
SUMMARY:	60		8235	7573	2	2	2	2	1	1	12313	2

STATE OF NORTH CAROLINA, RUTHERFORD COUNTY.
 The County Board of Elections for said county, having opened, canvassed, and judicially determined the original returns of the
 General election in the several precincts in this county, held as above stated, we do hereby certify that the above is a true
 abstract thereof and contains the number of legal ballots cast in each precinct for each office named, the name of each person
 voted for, his party affiliation, and the number of votes given for each person for the office named.

Shirley R. Owens
 Shirley R. Owens
 County Board of Elections

This 12th day of November, 1996.

ABSTRACT OF VOTES
 Cast at a General Election held for CONSTITUTIONAL AMENDMENT,
 on Tuesday, November 5, 1996, in the County of Rutherford, State of North Carolina,
 at the places appointed by law for holding elections in said County.

***** CONSTITUTIONAL AMENDMENTS *****

PRECINCT	PERCENTAGE VOTED	GOVERNOR VEITO		GOVERNOR VEITO		CRIMINAL PUNISHMENTS		CRIMINAL PUNISHMENTS		VICTIM'S RIGHTS		VICTIM'S RIGHTS	
		FOR	AGAINST	FOR	AGAINST	FOR	AGAINST	FOR	AGAINST	FOR	AGAINST		
3-BOSTID	55	191	95	246	48	233	70						
4-CAMP CREEK	65	192	116	255	55	261	77						
5-CAROLEEN	58	388	161	450	98	430	147						
6-CHERRY ROCK #1	62	289	108	354	45	338	90						
7-CHERRY ROCK #2	56	186	63	216	27	225	44						
8-CLIFFSIDE	58	299	123	361	63	329	108						
9-DANIELTOWN	66	476	234	619	87	566	166						
10-DUNCAN CREEK	67	112	45	136	20	127	34						
11-ELLEBORO	56	1080	472	1336	232	1298	364						
13-FOR CITY #1	54	1053	346	1250	170	1169	300						
14-FOR CITY #2	59	702	266	870	115	798	225						
16-GILKEY	65	287	121	361	46	329	96						
17-GOLDEN VALLE	68	156	55	170	84	156	70						
18-GREEN HILL	63	357	207	476	84	457	152						
19-HAYNES	62	440	192	560	67	513	144						
22-HORQUA	67	185	105	217	48	193	90						
23-MT. VERNON	66	328	135	391	74	349	131						
27-REDTON #1	62	1067	360	1296	151	1228	267						
28-REDTON #2	58	391	164	499	77	425	155						
29-SANDY MUSH	57	549	224	671	103	642	205						
30-SPIRITALE	57	846	365	1052	178	958	333						
32-SUI PHOR SPGS	61	291	162	405	62	364	114						
33-SUNSHINE	66	309	173	408	84	369	133						
34-UNION	66	311	134	393	63	354	120						
35-ABSENTEE	100	325	114	411	47	369	87						
36-TRANSFERS	100	103	49	139	13	133	30						
37-PROVISIONAL	100	95	30	117	13	104	34						

SUMMARY: 60 10978 4639 13659 2115 12657 3786

STATE OF NORTH CAROLINA, RUTHERFORD COUNTY.
 The County Board of Elections for said county, having opened, canvassed, and judicially determined the original returns of the
 General election in the several precincts in this county, held as above stated, we do hereby certify that the above is a true
 abstract thereof and contains the number of legal ballots cast in each precinct for each office named, the name of each person
 voted for, his party affiliation, and the number of votes given for each person for the office named.

John W. Owens
 Chairman
 County Board of Elections

This 12th day of November, 1996.

ABSTRACT OF VOTES
 Cast at a General Election held for BOND REFERENDUM,
 on Tuesday, November 5, 1996, in the County of Rutherford, State of North Carolina,
 at the places appointed by law for holding elections in said County.

***** BOND REFERENDUM *****

PRECINCT	PERCENTAGE VOTED	CAND: AFFL:	SCHOOL BUILDING		HIGHWAY	
			FOR	AGAINST	FOR	AGAINST
3-BOSTIC	55		206	88	198	101
4-CAMP CREEK	65		177	137	175	146
5-CAROLEEN	58		395	165	372	179
6-GRIMM ROCK #1	62		281	134	259	148
7-GRIMM ROCK #2	56		175	83	150	109
8-CLIFFSIDE	58		283	138	261	137
9-DANIELTOWN	66		509	219	470	251
10-DUNCAN CREEK	67		110	53	98	65
11-ELLENBORO	56		1092	517	990	576
13-FOR CITY #1	54		1044	406	985	436
14-FOR CITY #2	59		750	265	676	323
15-GILKEY	65		269	149	250	176
17-GOLDEN VALLE	60		114	111	107	120
18-GREEN HILL	63		340	242	323	254
19-HAYNES	62		460	190	408	227
22-MORGAN	67		162	116	145	125
23-HIT - VERNON	66		310	177	293	185
27-REFDTON #1	62		1087	398	1015	448
28-REFDTON #2	58		402	177	392	176
29-SASDY WUSH	57		593	227	539	258
30-SPINDALE	57		889	391	812	436
32-SULPHUR SPRS	61		287	183	274	193
33-SUNSHINE	66		275	217	250	238
34-UNION	66		293	165	276	182
35-ABSENTEE	33		304	148	272	182
36-TRAYNERS	100		124	36	105	50
37-PROVISIONAL	100		104	26	92	38
SUMMARY:	60		11025	5156	10190	5779

STATE OF NORTH CAROLINA, RUTHERFORD COUNTY,
 The County Board of Elections for said county, having opened, canvassed, and judicially determined the original returns of the
 General election in the several precincts in this county, held as above stated, we do hereby certify that the above is a true
 abstract thereof and contains the number of legal ballots cast in each precinct for each office named, the name of each person
 voted for, his party affiliation, and the number of votes given for each person for the office named.

This 12th day of November, 1996.

 County Board of Elections.