


ABSTRACT OF VOTES
Cast at a General Election held for JUDGE DISTRICT COURT,
on Tuesday, May 7, 1986, in the County of Rutherford, State of North Carolina,
at the places appointed by law for holding elections in said County.

***** JUDGE, DISTRICT COURT *****
 * DISTRICT 29 * ** DISTRICT 29 **

PRECINCT	PERCENTAGE VOTED	DAVID FOX R		KEN SMYRE R		DEBORAH BURGUM R		MICHAEL LOREY R	
		CAVD: AFFL:	829	712	1271	476	829	712	1271
3-BOSLICK	16		9	10	17	3			
4-CAMP CREEK	22	24	9	29	9	9			
5-CAROLEEN	33	27	14	33	11	11			
6-CHERRY ROCK #1	17	51	13	56	25	25			
7-CHERRY ROCK #2	16	22	13	26	19	19			
8-CLIFFSIDE	28	19	10	19	14	14			
9-DANIELTOWN	18	25	23	41	15	15			
10-DUNCAW CREEK	26	14	17	30	8	8			
11-ELEMBORO	17	64	38	87	29	29			
13-FOR CITY #1	45	56	88	131	31	31			
14-FOR CITY #2	22	31	37	57	21	21			
16-GILKEY	17	25	10	28	8	8			
17-GOLDEN VALLE	19	10	22	30	5	5			
18-GREEN HILL	17	39	30	59	22	22			
19-HAYNES	14	33	13	40	11	11			
22-MORGAN	15	19	10	18	13	13			
23-M1. VEPHON	18	35	21	38	21	21			
27-RFDION #1	23	99	124	182	71	71			
28-RFDION #2	21	39	67	93	25	25			
29-SANDY PUSH	16	41	25	54	24	24			
30-SPINDALE	32	41	41	75	19	19			
32-SULPHUR SPRS	14	23	12	29	13	13			
33-SUNSHINE	3	27	30	39	25	25			
34-UNION	18	35	26	42	26	26			
35-ABSEETEE	100	17	3	13	10	10			
36-TRANSFERS	100	1	2	2	1	1			
37-PROVISIONAL	24	3	4	7	1	1			

SUMMARY: 21 829 712 1271 476
STATE OF NORTH CAROLINA, RUTHERFORD COUNTY.

The County Board of Elections for said county, having opened, canvassed, and judicially determined the original returns of the general election in the several precincts in this county, held as above stated, we do hereby certify that the above is a true abstract thereof and contains the number of legal ballots cast in each precinct for each office named, the name of each person voted for, his party affiliation, and the number of votes given for each person for the office named.


 J. A. B. Gardner
 County Board of Elections.


This 9th day of May, 1986.

ABSTRACT OF VOTES
Cast at a General Election held for REPUBLICAN PRESIDENTIAL PREFERENCE,
on Tuesday, May 7, 1956, in the County of Rutherford, State of North Carolina,
at the places appointed by law for holding elections in said County.

PRECINCT	PERCENTAGE VOTED	CAND: AFFL:	REPUBLICAN PRESIDENTIAL PREFERENCE							
			LAMAR ALEXANDER R	PAI BUCHANAN R	BOB GOLE R	STEVIE FORBES R	ALAN KEYES R	RICHARD LUGAR R	NO PREFERENCE R	
3-BOSTIC	16		2	0	0	1	1	0	0	1
4-CAMP CREEK	22		0	6	14	0	11	0	0	0
5-CAROLEEN	33		1	10	22	2	1	0	1	1
6-CHERRY ROCK #1	17		3	7	28	6	4	1	1	2
7-CHERRY ROCK #2	16		2	12	65	1	4	0	7	7
8-CLIFFSIDE	28		1	6	22	0	3	1	0	2
9-DANIELTOWN	18		3	10	23	0	3	3	1	1
10-DUNGAN CREEK	26		0	6	40	2	0	0	1	5
11-ELLENBORO	17		6	20	28	6	4	0	1	8
13-FOR CITY #1	45		4	25	73	3	12	4	1	9
14-FOR CITY #2	22		3	11	55	4	5	1	1	2
16-GILKEY	17		0	7	32	2	0	0	0	0
17-GOLDEN VALLE	19		1	3	64	0	0	0	0	1
18-GREEN HILL	17		0	11	38	7	3	0	0	1
19-HARNES	14		2	2	24	6	2	0	0	1
22-NORGAN	15		1	4	36	2	2	0	0	0
23-HI-VERNON	18		2	8	36	2	5	0	1	0
27-REDION #1	23		3	38	174	20	13	1	0	7
28-REDION #2	21		4	17	77	2	11	0	1	6
29-SANDY HUSH	16		5	17	47	3	2	1	1	1
30-SPINDALE	32		2	12	80	1	3	1	2	1
32-SUE PRUR SPRGS	14		0	7	32	0	2	1	0	2
33-SUNSHINE	3		1	6	52	3	3	3	1	1
34-UNION	18		1	11	53	3	1	0	0	0
35-ARSENITE	100		0	7	19	1	1	0	0	0
36-TRANSFERS	100		0	0	1	1	1	0	0	0
37-PROVISOHAWK	100		0	0	8	0	0	0	0	0
SUBTOTAL	24		0	0	8	0	0	0	0	0

STATE OF NORTH CAROLINA, RUTHERFORD COUNTY, 21 47 203 1242 79 07 7 61

The County Board of Elections for said county, having opened, canvassed, and judicially determined the original returns of the General election in the several precincts in this county, held as above stated, we do hereby certify that the above is a true abstract thereof and contains the number of legal ballots cast in each precinct for each office offered, the name of each person voted for, his party affiliation, and the number of votes given for each person for the office named.


 J. L. V. Gentry
 County Board of Elections.

This 9th day of May, 1956.

ABSTRACT OF VOTES
Cast at a General Election held for DEMOCRATIC PRESIDENTIAL PREFERENCE - SENATOR - CONGRESS,
on Tuesday, May 7, 1996, in the County of Rutherford, State of North Carolina,
at the places appointed by law for holding elections in said County.

PRECINCT	PERCENTAGE VOTED	CAND: AFFL:	DEMOCRATIC PRESIDENTIAL PREFERENCE		***** US SENATOR *****		**** CONGRESS ****			
			BILL CLINTON D	LYNDON LAROCHE D	NO D	HARVEY GANTT D	RALPH MCKINNEY D	CHARLIE SAWDERS D	JAMES FERGUSON D	NATHAN FRITZELL D
3-BOSNIG	16		52	9	8	24	5	41	38	16
4-CAMP CREEK	22		58	8	10	34	4	39	20	10
5-CAROLEEN	33		141	13	20	75	18	83	103	37
6-CHERRY ROCK #1	17		29	2	4	19	1	16	0	0
7-CHERRY ROCK #2	16		39	4	1	20	1	24	0	0
8-CLIFFSIDE	28		81	6	15	47	12	46	0	0
9-DANIELTOWN	18		89	20	32	32	14	95	76	14
10-DUBUCAN CREEK	26		21	2	7	13	3	16	17	29
11-ELLENBORO	17		204	48	64	118	31	247	249	10
13-FOR CITY #1	45		335	36	53	207	39	196	272	61
14-FOR CITY #2	22		237	25	67	126	20	186	180	74
16-GILKEY	17		66	4	7	30	6	46	62	59
17-GOLDEN VALLE	19		24	5	7	6	6	24	0	11
18-GREEN HILL	17		70	2	9	28	6	52	0	0
19-HAYNES	14		82	5	20	47	6	58	72	21
22-HORRAN	15		28	5	4	18	1	17	0	0
23-INT. VERDUN	18		68	5	13	15	9	53	0	0
27-RFDION #1	23		257	21	40	152	20	157	214	45
28-RFDION #2	21		85	8	22	50	4	67	74	23
29-SANDY MUSH	16		120	25	30	80	15	78	111	35
30-SPLINDALE	32		285	35	40	171	24	165	240	53
32-SULPHUR SPRGS	14		27	17	19	10	16	44	49	10
33-SUNSHINE	3		28	6	18	16	5	32	0	0
34-UNION	18		43	9	10	22	7	35	40	14
35-ABSENETEE	100		20	1	4	13	2	10	15	4
36-TRANSYLVANIA	100		2	0	1	4	0	1	1	4
37-PROVYSTIONAL	24		11	1	3	8	2	6	9	2

SUMMARY: 21 2583 322 528 1392 288 1833 1940 531
STATE OF NORTH CAROLINA, RUTHERFORD COUNTY,

The County Board of Elections for said county, having opened, canvassed, and judicially determined the original returns of the General election in the several precincts in this county, held as above stated, we do hereby certify that the above is a true abstract thereof and contains the number of legal ballots cast in each precinct for each office, the name of each person voted for, his party affiliation, and the number of votes given for each person for the office named.

[Signature]

 County Board of Elections.

This 9th day of May, 1996.

ABSTRACT OF VOTES
 Cast at a General Election held for COUNTY COMMISSIONERS - DISTRICTS 2 & 3,
 on Tuesday, May 7, 1926, in the County of Rutherford, State of North Carolina,
 at the places appointed by law for holding elections in said County.

***** COUNTY COMMISSIONERS *****
 ***** DISTRICT TWO *****
 ***** DISTRICT THREE*****

PRECINCT	PERCENTAGE VOTED	CAND: AFFL:	HARK BROOK D	BILL HARRILL D	ADELL LYNCH D	CARL RANNEY D	PHIL SHEWAN D
1-BOSTIC	16		23	21	28	53	14
2-CAMP CREEK	22		28	19	25	42	27
3-CAROLEEN	33		43	66	54	137	32
6-CHIMNEY ROCK #1	17		6	8	16	18	14
7-CHIMNEY ROCK #2	16		11	23	4	22	15
8-CLIFFSIDE	29		37	24	41	82	21
9-DANIELTOWN	18		44	27	73	77	63
10-DUNGAN CREEK	26		6	8	14	19	10
11-ELLENBORO	17		103	144	139	260	110
13-FOR CITY #1	45		160	86	179	245	138
14-FOR CITY #2	22		122	67	150	198	88
15-GILKEY	17		16	24	36	39	39
16-GILKEY	17		16	24	36	39	39
17-GOLDEN VALLE	19		7	14	16	30	7
18-GREEN HILL	17		22	22	36	34	48
19-MAYNES	14		30	41	38	78	29
22-HOBBS	15		12	11	13	15	17
23-HI. VERNON	18		19	27	32	40	36
27-REDION #1	23		94	82	129	159	144
28-REDION #2	21		28	35	53	47	63
29-SANDY HUSH	16		48	51	71	109	59
30-SPINDALE	32		59	98	104	155	188
32-SULPHUR SPRGS	14		14	24	28	41	24
33-SUNSHINE	3		8	24	20	33	20
34-VAHION	18		7	24	31	30	31
35-ABSENTEE	100		9	4	14	16	10
36-TRANSFERS	100		1	3	1	5	0
37-PROVISIONAL	24		2	7	7	11	5

SUMMARY: STATE OF NORTH CAROLINA, RUTHERFORD COUNTY. 21 959 985 1431 1995 1252

The County Board of Elections for said county, having opened, canvassed, and judicially determined the original returns of the General election in the several precincts in this county, held as above stated, we do hereby certify that the above is a true abstract thereof and contains the number of legal ballots cast in each precinct for each officer named, the name of each person voted for, his party affiliation, and the number of votes given for each person for the office named.

John H. Sweeney
 John H. Sweeney
 Clerk of the Board of Elections


This 9th day of May, 1926.

ABSTRACT OF VOTES
 Cast at a General Election held for STATE SENATOR (37TH DIST) - STATE HOUSE OF REPRESENTATIVES,
 on Tuesday, May 7, 1986, in the County of Rutherford, State of North Carolina,
 at the places appointed by law for holding elections in said County.

PRECINCT	PERCENTAGE VOLED	CAND: AFFL:	** STATE SENATE **		***** STATE HOUSE OF REPRESENTATIVES *****					
			DAVIS R	CC R	PEAU R	HOMER R	DEBBIE CLARY R	TONY HUTTON R	JOHN WEATHERLY R	
3-BOSLICK	16									
4-CAMP CREEK	22		24	8	7	9	14	10	15	
5-CAROLEER	33		16	10	8	15	27	21	28	
6-CHERRY ROCK #1	17		45	28	21	6	29	29	33	
7-CHERRY ROCK #2	16		31	7	37	42	60	29	50	
8-CLIFFSIDE	28		15	19	14	19	37	16	36	
9-DANIELTOWN	18		27	24	19	6	21	23	18	
10-DUNCAN CREEK	26		22	24	23	15	34	28	37	
11-ELLENBORD	17		64	16	12	12	26	20	24	
13-FOR CITY #1	45		86	69	37	19	85	72	81	
14-FOR CITY #2	22		43	30	25	54	116	67	130	
16-DILKEY	17		20	17	23	28	58	32	58	
17-GOLDEN VALLE	19		22	15	12	8	24	15	24	
18-GREEN HILL	17		27	50	12	28	24	22	21	
19-HAYNES	14		17	34	17	5	33	36	50	
22-MORGAN	15		13	16	10	12	15	12	17	
23-MT. VERNON	18		18	42	21	12	43	25	51	
27-RFDION #1	23		147	95	69	107	195	121	183	
28-RFDION #2	21		68	40	38	37	76	62	82	
29-SANDY HUSH	16		30	43	30	9	46	48	53	
30-SPINDALE	32		52	39	35	31	56	50	65	
32-SUNSHINE SPGS	14		18	24	22	17	22	23	30	
33-SUNSHINE	3		32	30	21	21	51	33	47	
34-UNION	18		36	30	17	33	53	28	56	
35-ABSENTERS	100		17	5	1	14	16	1	15	
36-IRASHERS	100		2	1	0	1	2	1	1	
37-PROVISIONAL	24		4	4	0	2	2	4	6	

SUMMARY: STATE OF NORTH CAROLINA, RUTHERFORD COUNTY, 21 505 770 602 508 1227 878 1247

The County Board of Elections for said county, having opened, canvassed, and judicially determined the original returns of the General election in the several precincts in this county, held as above stated, we do hereby certify that the above is a true abstract thereof and contains the number of legal ballots cast in each precinct for each office/position, the name of each person voted for, his party affiliation, and the number of votes given for each person for the office/position.


 Joseph J. Sawyer
 County Board of Elections

This 9th day of May, 1986.

ABSTRACT OF VOICES
 Cost at a General Election held for TREASURER - ASSOCIATE JUSTICE SUPREME COURT,
 on Tuesday, May 7, 1986, in the County of Rutherford, State of North Carolina,
 at the places appointed by law for holding elections in said County.

*** TREASURER *** ASSOC JIC SUPR CRT

PRECINCT	PERCENTAGE VOTED	CAND: AFFL:	ANU		LARRY		HATE		CARL	
			DURHAM R		LINNEY R		PERDUE R	TILGHMAN R		
3-BOSSTIC	16		15	4	10	6				
4-CAMP CREEK	22		24	6	14	8				
5-CAROLEEN	33		21	19	25	16				
6-CANNY ROCK #1	17		64	11	30	31				
7-CANNY ROCK #2	16		28	3	21	12				
8-CLIFFSIDE	28		35	11	15	32				
9-DAHELLOTOM	18		34	13	32	13				
10-DURHAM CREEK	26		21	9	16	13				
11-ELLENBORO	17		60	37	48	42				
13-FOR CITY #1	45		95	37	54	71				
14-FOR CITY #2	22		40	20	27	33				
16-GILKEY	17		23	11	21	11				
17-GOLDEN VALLE	19		22	10	14	15				
18-GREEN HILL	17		44	19	33	21				
19-HAYNES	14		24	12	23	14				
22-MORGAN	15		17	11	22	7				
23-HI. VERNON	18		37	14	25	22				
27-RIFTON #1	23		139	58	95	89				
28-RIFTON #2	21		60	38	36	50				
29-SANDY HUSH	16		47	9	32	24				
30-SPINDALE	32		62	17	41	41				
32-SUNSHOR SPRGS	14		16	16	20	12				
33-SUNSHINE	3		41	15	22	31				
34-UNION	18		41	10	30	17				
35-ABSENIER	100		13	8	10	10				
36-TRANSFERERS	100		1	2	1	2				
37-PROVISIONAL	24		4	3	1	3				

SUMMARY: 21 1008 435 710 626

STATE OF NORTH CAROLINA, RUTHERFORD COUNTY,
 The County Board of Elections for said county, having opened, canvassed, and judicially determined the original returns of the
 General election in the several precincts in this county, held as above stated, we do hereby certify that the above is a true
 abstract thereof and contains the number of legal ballots cast in each precinct, the name of each person, the name of each person
 voted for, his party affiliation, and the number of votes given for each person for the office named.

[Signature]
 Clerk
 County Board of Elections

This 9th day of May, 1986.

ABSTRACT OF VOTES
 Cast at a General Election held for COM OF AGRICULTURE - COM OF INSURANCE - Supt PUBLIC INST,
 on Tuesday, May 7, 1956, in the County of Rutherford, State of North Carolina,
 at the places appointed by Law for holding elections in said County.

PRECINCT	PERCENTAGE VOTED	COMMISSIONER OF AGRICULTURE		COMMISSIONER OF INSURANCE		SUPERINTENDENT OF PUBLIC INSTRUCTION		
		TOM DAVIDSON R	DICK GRAY R	EARL POONIEBE R	LEO LEW R	MIKE CAUSEY R	LARRY RODGERS R	VERNON ROBINSON R
1-BOSTIC	16	9	4	5	0	9	7	9
4-CAMP CREEK	22	6	5	18	1	27	4	8
5-CAROLEEN	33	16	11	11	2	23	16	8
6-CHERRY RCK #1	17	34	15	19	1	39	26	23
7-CHERRY RCK #2	16	18	6	11	3	16	17	40
8-CLIFFSIDE	28	14	3	7	3	16	10	26
9-DANIELLOUM	18	22	9	10	4	31	16	18
10-DUNCAN CREEK	26	11	6	13	1	15	14	30
11-ELLENBORO	17	32	13	40	13	43	49	16
13-FOR CITY #1	45	41	17	28	13	79	51	39
14-FOR CITY #2	22	24	8	28	4	41	22	75
16-GILKEY	17	13	5	14	3	16	17	36
17-GOLDEN WALL	19	11	5	15	0	22	8	16
18-GREEN HILL	17	21	12	23	4	22	22	6
19-HAYNES	14	13	6	20	5	40	28	34
22-MORGAN	15	13	1	12	2	14	18	19
23-MT. VERNON	18	18	1	18	2	26	16	13
27-RIDGEM #1	23	18	13	40	7	121	21	21
28-RIDGEM #2	21	41	41	19	7	62	73	115
29-SANDY HUSH	16	26	18	17	4	40	33	60
30-SPINDALE	32	40	11	15	4	51	20	25
32-SUNSHINE SFGS	14	16	10	9	8	19	15	48
33-SUNSMITH	3	24	12	15	3	34	25	11
34-UNION	18	14	14	18	2	26	18	18
35-ABSENTEES	100	11	0	4	1	15	5	29
36-TRANSFERES	100	1	0	0	1	3	0	9
37-PROVISIONAL	24	2	2	4	0	6	1	3

SUMMARY: STATE OF NORTH CAROLINA, RUTHERFORD COUNTY, 21 600 268 471 95 862 558 759 686

The County Board of Elections for said county, having opened, canvassed, and judicially determined the original returns of the General election in the several precincts in this county, held as above stated, we do hereby certify that the above is a true abstract thereof and contains the number of legal ballots cast in each precinct for each office named the name of each person voted for, his party affiliation, and the number of votes given for each person for the office named.

Walter G. Spivey
 Walter G. Spivey
 County Board of Elections.

This 9th day of May, 1956.

ABSTRACT OF VOICES
 Cast at a General Election held for GOVERNOR - LT. GOVERNOR - AUDITOR,
 on Tuesday, May 7, 1976, in the County of Rutherford, State of North Carolina,
 at the places appointed by law for holding elections in said County.

PRECINCT	PERCENTAGE VOTED	CARD: AFFL:	RODIN		ART		KEN		RICHARD		STEVE		JOE		JACK		BOB	
			MAYES	R	HANNING	R	ROGERS	R	VINWOOD	R	ARNOLD	R	HEGE	R	DALY	R	DINKUBILA	R
3-BOSNIG	16		4		2		0		14		14		4		13		2	
4-CARP CREEK	22		23		1		0		15		35		1		11		22	
5-CAROLEEN	33		15		1		3		23		36		5		33		5	
6-CHERRY ROCK #1	17		23		1		3		63		54		16		44		23	
7-CHERRY ROCK #2	16		22		2		3		23		36		7		27		7	
8-CLIFFSIDE	28		16		1		1		15		25		4		16		9	
9-DAMIELTON	18		28		1		1		22		40		9		34		9	
10-DUNLARK CREEK	26		11		0		1		22		22		7		21		7	
11-ELLENBRO	17		53		1		3		61		73		25		74		15	
13-FOR CITY #1	45		77		0		1		86		110		28		87		45	
14-FOR CITY #2	22		33		0		1		47		57		10		44		16	
16-GILKEY	17		18		1		2		16		27		6		22		11	
17-GOLDEN VALLE	19		14		1		3		19		31		1		27		4	
18-GREEN HILL	17		40		1		2		40		49		12		36		20	
19-HAYNES	14		21		0		5		22		32		9		28		14	
22-MORGAN	15		25		1		1		5		24		9		23		14	
23-MT. VERNON	18		30		1		0		30		38		14		30		16	
27-RIDGON #1	23		141		2		5		113		184		31		121		64	
28-RIDGON #2	25		76		0		0		33		80		15		58		32	
29-SANDY HUSH	16		39		3		1		33		51		13		45		13	
30-SPINDALE	32		55		1		0		40		66		18		54		23	
32-SULPHUR SPRGS	14		17		1		1		20		28		5		28		5	
33-SUNSHINE	3		25		1		3		35		38		16		32		21	
34-UNION	18		36		1		0		35		51		7		39		10	
35-ABSENTEE	100		7		2		1		15		20		1		12		8	
36-TRASFERS	100		3		0		0		0		2		1		1		1	
37-PROVISIONAL	24		5		0		0		3		8		0		3		2	

SUMMARY: 21 857 75 41 857 1231 270 962 410
 STATE OF NORTH CAROLINA, RUTHERFORD COUNTY.
 The County Board of Elections for said county, having opened, canvassed, and judicially determined the original returns of the
 General election in the several precincts in this county, held as above stated, we do hereby certify that the above is a true
 abstract thereof and containing the number of legal ballots cast in each precinct for each office named the name of each person
 voted for, his party affiliation, and the number of votes given for each person for the office named.

Joseph J. ...
 County Board of Elections

This 9th day of May, 1976.


ABSTRACT OF VOTES
 JUDGE COURT OF APPEALS - STATE HOUSE OF REPRESENTATIVES,
 on Tuesday, May 7, 1996, in the County of Rutherford, State of North Carolina,
 at the places appointed by law for holding elections in said County.

JUDGE COURT APPEALS ***** STATE HOUSE OF REPRESENTATIVES *****
 48TH DISTRICT *****

PRECINCT	PERCENTAGE VOIED	CAND: AT/L:	LOUIE CARRAWAY D	LINDA HCGE D	ANDREW DEDMON D	AILEEN FORD D	BOBIE PEARSON D	JAMES PETTY D
3-BOSTIC	16		27	22	29	20	63	22
4-CARP CREEK	22		26	37	36	39	43	29
5-CAROLEEN	33		67	75	112	78	115	68
6-CHERRY ROCK #1	17		14	18	18	18	24	19
7-CHERRY ROCK #2	16		11	25	20	26	26	17
8-CLIFFSIDE	28		42	46	64	34	85	58
9-DANIELTOWN	18		49	68	85	62	111	72
10-DUNCAN CREEK	26		7	17	21	16	27	10
11-ELLENBORO	17		136	176	244	172	279	197
13-FOR CITY #1	45		129	202	199	195	311	161
14-FOR CITY #2	22		103	151	153	129	279	122
16-GILKEY	17		37	30	38	44	51	51
17-GOLDEN VALLE	19		18	16	30	19	29	24
18-GREEN HILL	17		32	41	38	47	62	26
19-HAYNES	14		10	52	63	81	81	54
22-HORGAN	15		10	21	35	27	27	17
23-HI. VERNON	18		29	34	37	37	66	34
27-RIDION #1	23		92	167	166	230	230	143
28-RIDION #2	21		48	49	61	56	84	43
29-SANDY MUSH	16		66	89	92	79	113	70
30-SPINDALE	32		122	162	183	266	266	144
32-SULPHUR SPRGS	14		37	22	39	17	49	38
33-SUMMERSHIRE	14		23	23	33	18	41	23
34-UNION	3		31	22	30	26	46	23
35-ABSENTEE	18		9	13	17	19	19	13
36-TRASKERS	100		2	3	3	3	3	1
37-PROVISIONAL	24		6	10	5	6	12	6

SUMMARY: STATE OF NORTH CAROLINA, RUTHERFORD COUNTY, 1214 1591 1831 1555 2542 1405 21

The County Board of Elections for said county, having opened, canvassed, and judicially determined the original returns of the General election in the several precincts in this county, held as above stated, we do hereby certify that the above is a true abstract thereof and contains the number of legal ballots cast in each precinct for each office named, the name of each person voted for, his party affiliation, and the number of votes given for each person for the office named.


 J. Lee D. Jennings
 County Board of Elections


This 9th day of May, 1996.

ABSTRACT OF VOTES
Cast at a General Election held for SUPERINTENDENT PUBLIC INSTRUCTION - TREASURER,
on Tuesday, May 7, 1996, in the County of Rutherford, State of North Carolina,
at the places appointed by law for holding elections in said County.

PRECINCT	PERCENTAGE VOTED	CAND: AFFL:	* SUPERINTENDENT *		*** TREASURER ***	
			DAVID DIAMOND D	MIKE WARD D	HARLAN BOYLES D	MICHAEL WEITSEL D
3-BOSLICK	16		12	42	49	7
4-CAMP CREEK	22		28	33	53	14
5-CAROLEEM	33		45	92	110	35
6-CIMMRY RCK #1	17		14	17	25	5
7-CIMMRY RCK #2	16		12	23	33	6
8-CLIFFSIDE	28		26	28	39	13
9-DANIELTOWN	18		40	81	105	27
10-DUNCAN CREEK	18		9	16	21	7
11-ELLENBORO	26		9	219	271	69
13-FOR CITY #1	45		95	209	308	65
14-FOR CITY #2	22		127	82	254	43
16-GILKEY	17		23	43	66	9
17-GOLDEN VALLE	19		9	23	23	13
18-GREEN HILL	17		17	50	60	16
19-HAYNES	14		24	65	73	22
22-KOPGAN	15		15	17	27	5
23-HI, VERNON	18		20	44	62	11
27-ROTON #1	23		100	156	247	40
28-ROTON #2	21		26	71	84	24
29-SANDY MUSH	16		48	101	118	33
30-SPINDALE	32		97	170	247	56
32-SUNSPHR SRCS	14		17	39	42	17
33-SUNSHINE	3		11	31	34	15
34-UNION	18		20	38	47	15
35-ABSENTEE	100		7	13	17	6
36-TRANSFERS	100		3	2	4	1
37-PROVISIONAL	24		7	7	11	3

SUMMARY: STATE OF NORTH CAROLINA, RUTHERFORD COUNTY. 21 934 1828 2470 575

The County Board of Elections for said county, having opened, canvassed, and judicially determined the original returns of the General election in the several precincts in this county, held as above stated, we do hereby certify that the above is a true abstract thereof and contains the number of legal ballots cast in each precinct for each office named, the name of each person voted for, his party affiliation, and the number of votes given for each person for the office named.


 J. Robert Seal
 County Board of Elections.

This 9th day of May, 1996.

ABSTRACT OF VOTES
SECRETARY OF STATE
COMMISSIONER OF LABOR
 on Tuesday, May 7, 1956, in the County of Rutherford, State of North Carolina,
 at the places appointed by law for holding elections in said County.

PRECINCT	PERCENTAGE VOTED	COMMISSIONER OF LABOR		SECRETARY OF STATE						
		TOI D	HARRY PAYNE D	MORT MORSE D	HOWARD KRAHER D	JOYCE LANGSTON D	VALERIA LEE D	ELAINE HARSHALL D	BRENDA POLLARD D	
3-BOSTIC	16	17	36	7	7	6	6	11	14	9
4-CAMP CREEK	22	31	32	6	8	7	7	12	17	13
5-CAROLEEN	33	75	67	20	23	27	27	17	31	22
6-CHERRY ROCK #1	17	17	15	2	5	10	7	0	8	6
7-CHERRY ROCK #2	16	18	17	1	6	7	4	4	12	6
8-CLIFFSIDE	28	37	51	10	16	16	16	8	28	11
9-DANIEL TOWN	18	58	68	8	37	19	19	16	25	20
10-DUNCAN CREEK	26	12	14	2	2	6	6	6	4	2
11-ELLENBORO	17	161	151	37	60	46	46	22	101	50
13-FOR CITY #1	45	184	169	41	61	48	48	35	126	46
14-FOR CITY #2	22	128	129	23	50	33	33	14	114	37
15-GILKEY	17	39	31	7	16	11	11	3	16	13
17-GOLDEN VALLE	19	14	13	3	10	6	6	3	7	2
18-GREER WALK	17	26	41	4	16	13	13	8	22	9
19-HAYNES	14	48	47	8	20	15	15	8	36	10
22-HORHAM	15	22	10	4	7	5	5	2	36	6
23-#1, VERKON	18	40	25	5	9	6	6	11	25	13
27-RIDGEM #1	23	126	134	28	59	28	28	27	95	31
28-RIDGEM #2	21	53	47	6	33	21	21	5	22	11
29-SANDY WUSH	16	81	72	14	30	27	27	16	35	26
30-SPINDALE	32	143	141	20	79	37	37	24	99	39
32-SULPHUR SPRGS	14	27	35	6	12	12	12	5	16	6
33-SUNSHINE	3	23	20	4	11	10	10	2	9	4
34-UNION	18	28	27	6	20	5	5	3	13	4
35-ABSENTEE	100	14	8	6	1	2	2	3	6	10
36-IRANSTERS	100	2	3	0	1	1	1	1	1	4
37-PROVISIONAL	24	5	10	0	5	1	1	3	1	2

SUMMARY: 21 1429 1413 277 595 426 275 891 406
 STATE OF NORTH CAROLINA, RUTHERFORD COUNTY.

The County Board of Elections for said county, having opened, canvassed, and judicially determined the original returns of the General election in the several precincts in this county, held as above stated, we do hereby certify that the above is a true abstract thereof and contains the number of legal ballots cast in each precinct for each officer named, the name of each person voted for, his party affiliation, and the number of votes given for each person for the office named.

[Signature]
 Clerk of Board of Elections

This 9th day of May, 1956.


ABSTRACT OF VOTES
 Cast at a General Election held for MEMBER OF CONGRESS,
 on Tuesday, November 5, 1996, in the County of Rutherford, State of North Carolina,
 at the places appointed by law for holding elections in said County.

***** MEMBER OF CONGRESS *****
 ***** 11TH DISTRICT *****

PRECINCT	PERCENTAGE VOTED	CARD APPL.	JAMES MARK FERGUSON D	CHARLES H. TAYLOR R	PHIL MCCAULESS L	MILTON BURRILL NL
3-BOSTIC	55		104	225	1	2
4-CAMP CREEK	65		74	78	3	0
5-CAROLEEN	58		274	384	4	3
8-CLIFFSIDE	58		192	289	2	4
9-DANFELTON	66		187	475	4	6
10-DUCKEN CREEK	67		30	44	2	1
11-ELLENBORO	56		572	1033	14	10
13-FOR CITY #1	54		614	998	8	10
14-FOR CITY #2	59		426	660	3	5
16-GILKEY	65		157	297	6	1
19-HAYNES	62		214	470	7	4
27-REDTON #1	62		469	1062	9	5
28-REDTON #2	58		216	399	6	2
29-SANDY MUSH	57		332	559	11	9
30-SPINDALE	57		605	840	11	7
32-SULPHUR SPGS	61		101	408	4	7
34-UNION	66		112	373	6	2
35-ABSENTEE	100		129	249	0	2
36-TRANSFERS	100		28	101	1	1
37-PROVISIONAL	100		42	81	2	2
SUMMARY:	59		4878	9075	104	81

STATE OF NORTH CAROLINA, RUTHERFORD COUNTY.
 The County Board of Elections for said county, having opened, canvassed, and judicially determined the original returns of the General election in the several precincts in this county, held as above stated, we do hereby certify that the above is a true abstract thereof and contains the number of legal ballots cast in each precinct for each office named, the name of each person voted for, his party affiliation, and the number of votes given for each person for the office named.

This 12th day of November, 1996.


 James N. Devena
 Clerk
 County Board of Elections